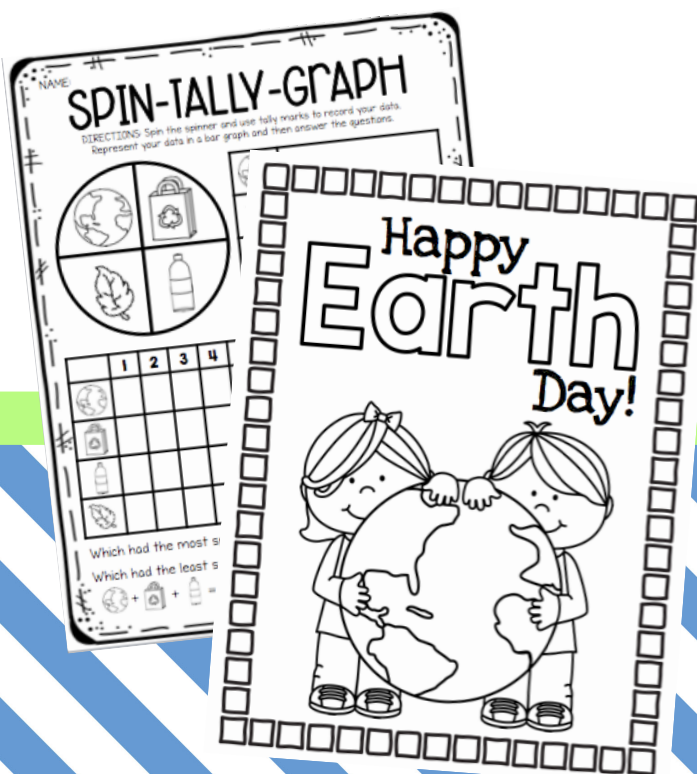


EARTH



DAY



freebies

*Created by:
Bethany Gardner*


Happy
Earth
Day!



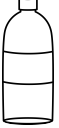







NAME: _____

SPIN-TALLY-GRAPH

DIRECTIONS: Spin the spinner and use tally marks to record your data. Represent your data in a bar graph and then answer the questions.



	1	2	3	4	5	6	7	8	9	10	11	12
												
												
												
												

Which had the most spins? _____

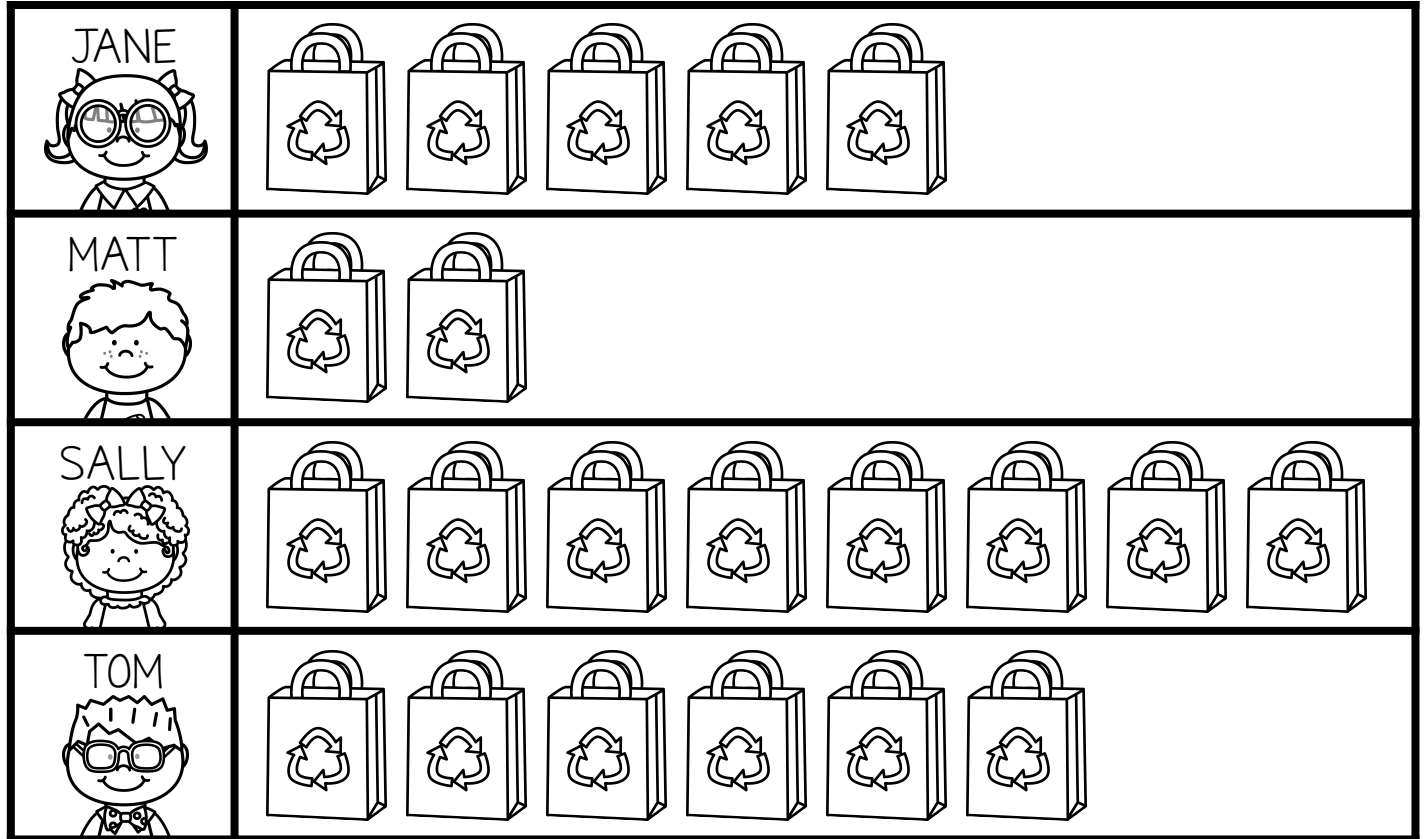
Which had the least spins? _____

 +  +  = _____

NAME: _____

RECYCLE TIME

DIRECTIONS: Study the pictograph and answer the questions below.



1. How many bags did JANE recycle? _____
2. How many bags did MATT recycle? _____
3. How many bags did SALLY recycle? _____
4. How many bags did TOM recycle? _____
5. How many more bags did SALLY recycle than JANE? _____
6. How many fewer bags did MATT recycle than TOM? _____
7. How many bags did JANE and TOM recycle? _____
8. All together, how many bags did the children recycle? _____

EARTH DAY SCRAMBLE


DIRECTIONS: Cut out the letters at the bottom of the page and use them to make new words. Write your new words below.

2-LETTER WORDS

3-LETTER WORDS

4-LETTER WORDS

5-LETTER WORDS




E A R T H D A Y


I LOVE THE EARTH!

A large, empty rectangular box with rounded corners, intended for a drawing or illustration.

Four sets of primary writing lines, each consisting of a solid top line, a dashed middle line, and a solid bottom line.




NAME: _____



HELP THE EARTH


DIRECTIONS: Think of ways that you can reduce, reuse, and recycle.
Write or draw them in the boxes below.



REDUCE




REUSE



RECYCLE

THANK YOU!



kimberly
geswein
fonts



For more teaching freebies and educational resources visit me at my blog,
www.shipshapefirstgrade.blogspot.com

Happy Teaching!
Love, Bethany