



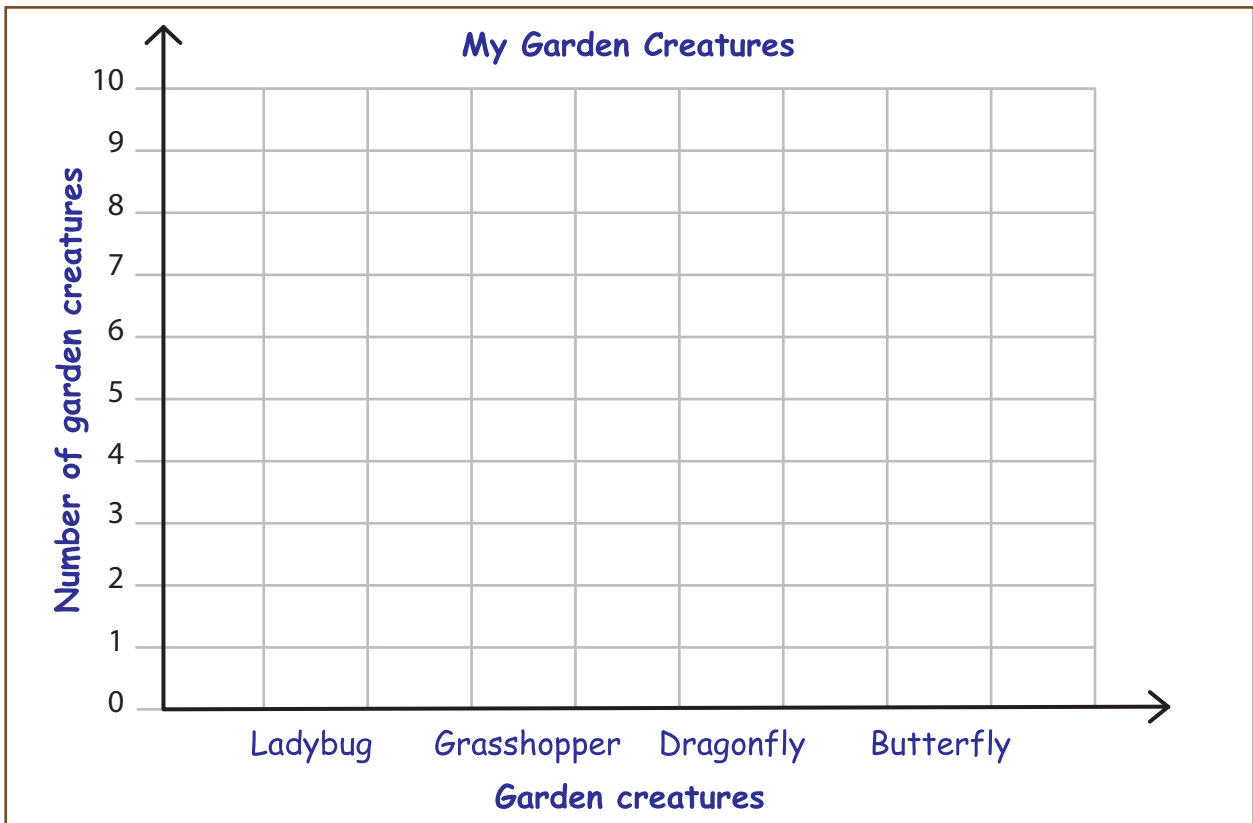


Bar Graph - Garden Creatures

Lily collected a data of garden creatures that she saw while walking through her garden. Help Lilly to draw a bar graph to represent the data.

Ladybug	Grasshopper	Dragonfly	Butterfly
			
7	3	5	9







- 1) How many grasshoppers did she see? _____
- 2) Did she see more ladybugs or dragonflies? _____
- 3) Which creature did she the most? _____
- 4) Name all the four garden creatures.

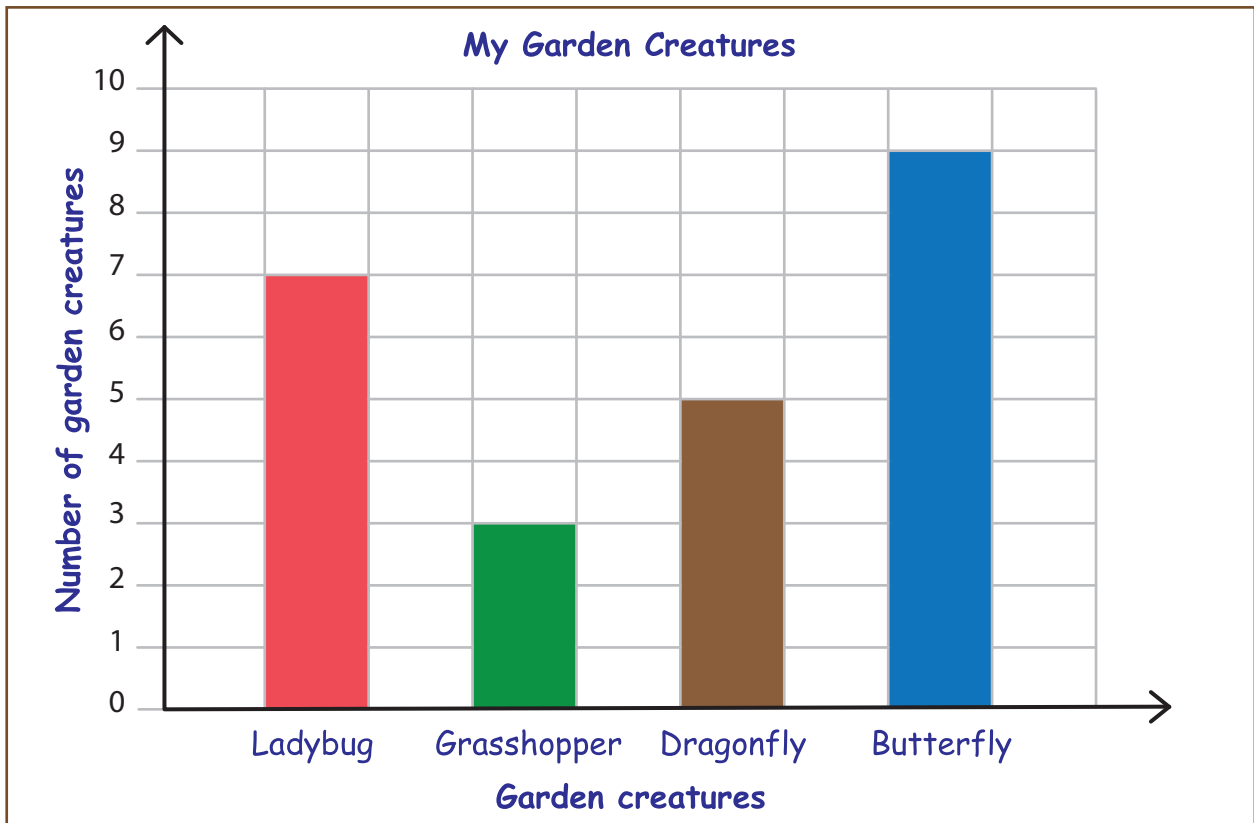
Answer Key

Sheet 1

Bar Graph - Garden Creatures

Lily collected a data of garden creatures that she saw while walking through her garden.
Help Lilly to draw a bar graph to represent the data.

Ladybug	Grasshopper	Dragonfly	Butterfly
			
7	3	5	9



1) How many grasshoppers did she see?

3

2) Did she see more ladybugs or dragonflies?

Ladybugs

3) Which creature did she see the most?

Butterflies

4) Name all the four garden creatures.

Ladybug, Grasshopper, Dragonfly, Butterfly